

## LETTER

## Climatic drivers of hemispheric asymmetry in global patterns of ant species richness

Robert R. Dunn,<sup>1\*</sup> Donat Agosti,<sup>2</sup> Alan N. Andersen,<sup>3</sup> Xavier Arnan,<sup>3,4</sup> Carsten A. Bruhl,<sup>5</sup> Xim Cerdá,<sup>6</sup> Aaron M. Ellison,<sup>7</sup> Brian L. Fisher,<sup>8</sup> Matthew C. Fitzpatrick,<sup>7</sup> Heloise Gibb,<sup>9</sup> Nicholas J. Gotelli,<sup>10</sup> Aaron D. Gove,<sup>1,11</sup> Benoit Guenard,<sup>1</sup> Milan Janda,<sup>12</sup> Michael Kaspari,<sup>13</sup> Edward J. Laurent,<sup>1</sup> Jean-Philippe Lessard,<sup>14</sup> John T. Longino,<sup>15</sup> Jonathan D. Majer,<sup>11</sup> Sean B. Menke,<sup>1</sup> Terrence P. McGlynn,<sup>16</sup> Catherine L. Parr,<sup>17</sup> Stacy M. Philpott,<sup>18</sup> Martin Pfeiffer,<sup>19</sup> Javier Retana,<sup>4</sup> Andrew V. Suarez,<sup>20</sup> Heraldo L. Vasconcelos,<sup>21</sup> Michael D. Weiser<sup>1</sup> and Nathan J. Sanders<sup>14</sup>

## Abstract

Although many taxa show a latitudinal gradient in richness, the relationship between latitude and species richness is often asymmetrical between the northern and southern hemispheres. Here we examine the latitudinal pattern of species richness across 1003 local ant assemblages. We find latitudinal asymmetry, with southern hemisphere sites being more diverse than northern hemisphere sites. Most of this asymmetry could be explained statistically by differences in contemporary climate. Local ant species richness was positively associated with temperature, but negatively (although weakly) associated with temperature range and precipitation. After contemporary climate was accounted for, a modest difference in diversity between hemispheres persisted, suggesting that factors other than contemporary climate contributed to the hemispherical asymmetry. The most parsimonious explanation for this remaining asymmetry is that greater climate change since the Eocene in the northern than in the southern hemisphere has led to more extinctions in the northern hemisphere with consequent effects on local ant species richness.

## Keywords

Biodiversity, climate change, Eocene, Formicidae, latitudinal gradient.

*Ecology Letters* (2009) 12: 324–333

<sup>1</sup>Department of Biology, North Carolina State University, Raleigh, NC 27695, USA

<sup>2</sup>Dalmaziquai 45, 3005 Bern, Switzerland

<sup>3</sup>CSIRO Sustainable Ecosystems, Tropical Ecosystems Research Centre, Winnellie, NT 0822, Australia

<sup>4</sup>Unit of Ecology and Center for Ecological Research and Forestry Applications (CREAF), Autonomous University of Barcelona, E-08193 Bellaterra (Barcelona), Spain

<sup>5</sup>Institute for Environmental Sciences, University Koblenz-Landau Fortstrasse 7, 76829 Landau, Germany

<sup>6</sup>Department of Behavioural Ecology, Estación Biológica de Doñana, CSIC, E-41013 Sevilla, Spain

<sup>7</sup>Harvard Forest, Harvard University, Petersham, MA 01366, USA

<sup>8</sup>Department of Entomology, California Academy of Sciences, San Francisco, CA 94103, USA

<sup>9</sup>Department of Zoology, La Trobe University, Bundoora 3086 Victoria, Australia

<sup>10</sup>Department of Biology, University of Vermont, Burlington, VT 05405, USA

<sup>11</sup>Centre for Ecosystem Diversity and Dynamics, Department of Environmental Biology, Curtin University, Perth, WA 6845 Australia

<sup>12</sup>Institute of Entomology, Czech Academy of Sciences and Faculty of Science, University of South Bohemia, 370 05 Ceske Budejovice, Czech Republic

<sup>13</sup>Graduate Program in Ecology and Evolutionary Biology, Department of Zoology, University of Oklahoma, Norman, OK 73019, USA

<sup>14</sup>Department of Ecology and Evolutionary Biology, University of Tennessee, Knoxville, TN 37996, USA

<sup>15</sup>The Evergreen State College, Olympia, WA 98505, USA

<sup>16</sup>Department of Biology, California State University Dominguez Hills, Carson, CA 90747, USA

<sup>17</sup>Environmental Change Institute, Oxford University Centre for the Environment, Oxford OX13QY, UK

<sup>18</sup>Department of Environmental Sciences, University of Toledo, Toledo, OH 43606, USA

<sup>19</sup>Institute of Experimental Ecology, University of Ulm, Albert Einstein Allee 11, D-89069 Ulm, Germany

<sup>20</sup>Departments of Entomology and Animal Biology, University of Illinois, Urbana, IL 61801, USA

<sup>21</sup>Institute of Biology, Federal University of Uberlândia (UFU), CP 593, 38400-902, Uberlândia, MG, Brazil

\*Correspondence: E-mail: rob\_dunn@ncsu.edu

## INTRODUCTION

It is well documented that species richness varies with latitude (Willig *et al.* 2003; Currie *et al.* 2004; Mittelbach *et al.* 2007). However, there is much debate as to the underlying causes of this variation (e.g. Willig *et al.* 2003, Dunn 2008). Broad-scale patterns of species richness are often correlated with contemporary climate (Gaston 1996; Hawkins *et al.* 2003, 2007; Brown *et al.* 2004). Yet other factors such as disturbance, evolutionary history, climatic history and geography can affect patterns of richness in addition to or independent of the effects of contemporary climate. If this is the case, then richness should differ among regions after differences in contemporary climate are accounted for. Conversely, richness should vary little among regions (Qian *et al.* 2005) and hemispheres (Chown *et al.* 2004) once contemporary climate is accounted for, if contemporary climate alone is a sufficient correlate of richness.

Climate–richness relationships often vary between hemispheres (Gaston 1996; Chown *et al.* 2004), biogeographic regions (Ricklefs *et al.* 2004) and habitats (Hurlbert 2004). Additionally, species richness can vary strongly between regions that have similar climates (Morton & Davidson 1988), a fact recognized at least since Darwin's travels to Tierra del Fuego (in 'Recapitulation' at the end of chapter six; Darwin 1845). Numerous taxa show hemispheric asymmetries in latitudinal diversity gradients: seed plants (Woodward 1987), trees (Burns 2007), deep-sea benthos (Rex *et al.* 1993), mammals (Gaston *et al.* 1995), termites (Eggleton *et al.* 1994), birds (Blackburn & Gaston 1996), spiders (Platnick 1991) and triatomids (Rodríguez & Gorla 2004). Yet, the generality and causes for such asymmetries remain scarcely better studied than they were in 1845 (Chown *et al.* 2004).

Numerous historical explanations for differences in richness between the southern and northern hemispheres can be envisioned. Specific regions, such as Australia in the southern hemisphere, may be more diverse than expected due to historical idiosyncrasies, such as the presence of rapidly diversifying lineages. The northern hemisphere could also be less diverse than the southern hemisphere because of differences in recent glacial history (Hawkins & Porter 2003; Svenning & Skov 2005; Montoya *et al.* 2007). Alternatively, climate change since the origin of particular clades may have been less in the southern than in the northern hemisphere (Wilf *et al.* 2005), leading to reduced rates of extinction in the southern hemisphere (Rohde 1999). Finally, contemporary climatic conditions, to the extent that they are also asymmetric, might account for the hemispheric asymmetry in richness (Chown *et al.* 2004). Darwin, for example, attributed the greater diversity of life forms in the southern hemisphere, in part, to the more 'equable climate' (Darwin 1845). Few studies to date have considered which combi-

nation of historical and contemporary factors best accounts for hemispheric asymmetries in diversity.

Additionally, most studies of latitudinal gradients in species richness (and large-scale patterns of richness more generally) have relied on data generated from the overlap of species ranges or interpolated richness between localities rather than actual site estimates of richness (Jetz & Rahbek 2002; Hawkins *et al.* 2003) or lists of regional flora (Kreft & Jetz 2007). Large-grain interpolated richness sets the maximum species pool for local assemblages, but does not necessarily reflect measured richness at local scales relevant to ecological processes and conservation goals. For example, hemispheric asymmetries present at large grains might disappear at the local grains, where interspecific interactions and climate act to filter the regional species pool. Few global analyses have investigated whether, and how consistently, contemporary climatic factors influence spatial patterns of richness within local communities (Gentry 1988; Currie *et al.* 2004; Pautasso & Gaston 2005; Burns 2007). To our knowledge, there are no published studies of whether there is a latitudinal asymmetry in local richness of animals, though it was at just such a local scale that the pattern was first suggested (Darwin 1845).

Here we use data from 1003 local ant communities collected over six continents and a broad spectrum of habitat types and climatic conditions to examine latitudinal asymmetry in local ant richness. We examine the effect of several climatic variables (temperature, precipitation and temperature range), and hemisphere (north–south) on local ant species richness. We also consider three kinds of 'history' and their potential influence on gradients in ant diversity: regional history, disturbance history and climate change history (the net difference between Eocene and modern climates). For regional history, we first consider one of the few *a priori* predictions for which regions might be more diverse than expected on the basis of climate. It has been suggested that unique conditions and idiosyncrasies of arid Australia have led to exceptional species richness there (Andersen 2007), and this might result in higher southern hemisphere richness overall. For disturbance history, we examine whether disturbance by one kind of historic climate change, glaciation, has influenced global patterns of diversity. Finally, we consider whether one aspect of climatic stability, the change in climate between the Eocene (when most ant genera evolved) and today, may account in part for contemporary richness patterns. Greater change in climate since the Eocene diversification could have led, for example, to larger numbers of extinctions for a given climate and hence lower contemporary richness. Our results suggest that contemporary climate and changes in climate since the Eocene may together account for much of the hemispheric asymmetry in the richness of ants in local assemblages.

## MATERIALS AND METHODS

### Compiling the global database

As part of a larger project (Dunn *et al.* 2007), we compiled species richness data from local ant communities from as many sites as possible. Most of our samples consist of primary data collected in the authors' own field work. In addition, we exhaustively searched Web of Science, Formis (<http://www.ars.usda.gov/saa/cmave/ifahi/formis>) and GoogleScholar for published data sets (web search on 31 January 2006). All studies included in this analysis met the following criteria: (1) the ground-foraging ant community was sampled using standardized (though not identical) field methods; (2) the area sampled was  $\leq 1$  ha; (3) the sampling was not trophically or taxonomically limited (e.g. the study was not focused only on seed-harvesting ants); (4) sampling occurred on mainland habitats, not islands; and (5) study sites were minimally disturbed natural habitat. To minimize bias due to differences in sampling protocols among studies, we included only studies that employed more than 15 samples within a site and used either pitfall and/or litter sampling. If the same site was sampled multiple times, we averaged the data across sample dates to obtain a single species richness value for that site. We repeated the analyses using the maximum estimate of species richness for sites with multiple samples, and the results were not qualitatively different. Therefore, we report results using only the average number of species per site. Because we were interested in characterizing local communities, we excluded studies that provided only regional species lists for large areas or politically defined regions (e.g. the ants of Colorado). Because species density is sensitive to both the number of individuals and the number of samples collected, sampling differences potentially contribute to variation in species counts among sites. We controlled for sample number in two ways. First, we included  $Z$ -transformed sample number as a potential predictor variable in all regression models. Sites might be expected to be measured as more diverse if they were better sampled. Such bias would be more problematic if it were systematic with regard to the environmental variables considered. In a stepwise regression, however, with sample number as the dependent variable and temperature, precipitation, temperature range and hemisphere as independent variables, only precipitation was correlated with sample number and the correlation was weak ( $P < 0.001$ ,  $R^2 = 0.045$ ). Second, we included a categorical variable that denoted whether the sample was from pitfall traps or leaf litter. Finally, we repeated the analyses on a subsample of sites with large sample sizes ( $n > 50$  samples). Qualitative results were the same for all of these various subsets of the data, so we report only the results using the sample number and type (leaf-litter vs. pitfall trap) as predictor variables. As an additional safeguard

for the effect of sampling differences among the studies, we tested the correlation between local area sampled and local species richness. However, these two variables were poorly correlated in the studies with information on sample area ( $n = 550$ ,  $R^2 = 0.02$ ,  $P = 0.08$ ), so we did not include the sample area in subsequent analyses.

### Climatic variables

We selected two climatic variables for regression analysis that are consistently correlated with species richness in numerous studies: mean annual temperature and annual precipitation. These correlations are strong for ants (Kaspari *et al.* 2000, 2004; Majer *et al.* 2001; Sanders *et al.* 2007) as well as for many other taxa (Hawkins *et al.* 2003), and are important elements of the temperature-dependent kinetics theory (Rohde 1992), species energy theory (Kaspari *et al.* 2000) and limitations imposed by water balance (Hawkins *et al.* 2003). Although there are biological reasons why different temperature variables might affect ant communities differently (minimum temperatures might influence mortality and extinction, for example), both minimum and maximum temperatures are well correlated with mean temperatures ( $R^2$  min = 0.78,  $R^2$  max = 0.62). As such, we chose mean annual temperature because it is the measure of temperature most often considered. In addition, we considered a measure of temperature variability within the year, temperature range (max temp – min temp), which is correlated with mean temperature ( $R^2 = 0.35$ ) and is a measure of the range of temperatures experienced by organisms at a site through the year. Temperature variability, and in particular temperature range, has long been thought to be important in understanding differences among hemispheres (Darwin 1845), both with regard to diversity and with regard to attributes of ecological communities more generally (Ting *et al.* 2008). We initially used the interaction of annual precipitation and mean annual temperature as a fourth predictor variable. However, this interaction was never significant in any model and so is not further considered. Contemporary environmental variables (Table 1) are from the WorldClim database (Hijmans *et al.* 2004) at a spatial resolution of 1 km and were extracted using ArcGIS (ESRI 2006). A resolution of 1 km means that our environmental data integrate the conditions specifically at the site at which ants were sampled and the surrounding environment. The magnitudes of the environmental variables, sample number and diversity estimates were standardized by  $Z$ -score transformation [ $Z(x_i) = (x_i - \text{mean}(x))/\text{SD}(x)$ ].

In addition to contemporary climate, we considered the glacial history of sites and temperature change since the Eocene. On the basis of models of the distribution of glaciers during the last glacial maximum, sites were coded as either

**Table 1** Regression models for local ant species richness for the (1) climate, (2) climate + hemisphere, (3) climate + hemisphere (Australia treated separately) and (4) climate + glacial history

Model	Int.	MAT	Precip.	Temp. range	Sample ( <i>n</i> )	Sample type (l, p)	Hemi.	Aus.	Glacial	AIC	$R^2$	d.f.
Climate	<b>0.43</b>	<b>0.51</b>	<b>-0.13</b>	-0.10	<b>0.34</b>	<b>0.37</b>				-719.2	0.49	990
Climate + hemisphere	<b>0.47</b>	<b>0.41</b>	<b>-0.07</b>	NS	0.35	-0.39	-0.21			-775.0	0.52	989
Climate + hemisphere (Aus. separate)	0.47	0.44	-0.066	NS	0.33	-0.36				-778.3	0.52	989
Climate + glacial history	0.55	0.55	-0.16	-0.14	0.32	-0.38			0.15	-726.7	0.49	989

The dependent variable in all cases is local ground-foraging ant species richness. In sample type, l = litter, p = pitfall. +/- indicates whether the coefficient is positive or negative.  $R^2$  and AIC values correspond to the values for each model. Bolded coefficients indicate significance. In model 3, the two comparisons are for Australia vs. the rest of the southern hemisphere (Au/S, not significant) and the rest of the southern hemisphere vs. the northern hemisphere (N/S,  $P < 0.001$ ). MAT, mean annual temperature; Int., intercept.

glaciated or non-glaciated (data from Ehlers & Gibbard 2004). Globally averaged mean annual temperatures in the Eocene were, on average, as much as 10 °C warmer than contemporary temperatures (Zachos *et al.* 2001). We used data from Greenwood & Wing (1995) on differences between contemporary and Eocene temperatures.

## Analyses

We used general linear models (GLMs) with three continuous variables (temperature and precipitation and temperature range) and one categorical variable, hemisphere (northern or southern) to compare two initial regression models. Those two models were: (1) climate variables only; and (2) climate variables and hemisphere. Because the northern and southern hemisphere differed even once climate was accounted for statistically, we then explored three aspects of history that might explain such differences. First, we repeated our analyses, but with Australia considered separately (model 3) to understand whether the southern hemisphere was more diverse simply because Australia is more diverse, in essence testing for a specific effect of regional history. Second, we considered a disturbance history model (model 4) in which whether or not a site was glaciated during the glacial maximum was included as a categorical variable. GLMs were fit with JMP software (SAS, 2008). Model fit was evaluated with Akaike's Information Criterion (AIC) scores,  $AIC = n \ln(SSE/n) + 2P$ . Low AIC scores indicate better fit. The absolute value of the AIC score is not important, but AIC differences reflect the relative support for different models (Burnham & Andersen 2002).

Finally, we used a GLM to consider differences between spatial patterns of temperature today and during the Eocene. In the GLM, the mean annual temperature was the

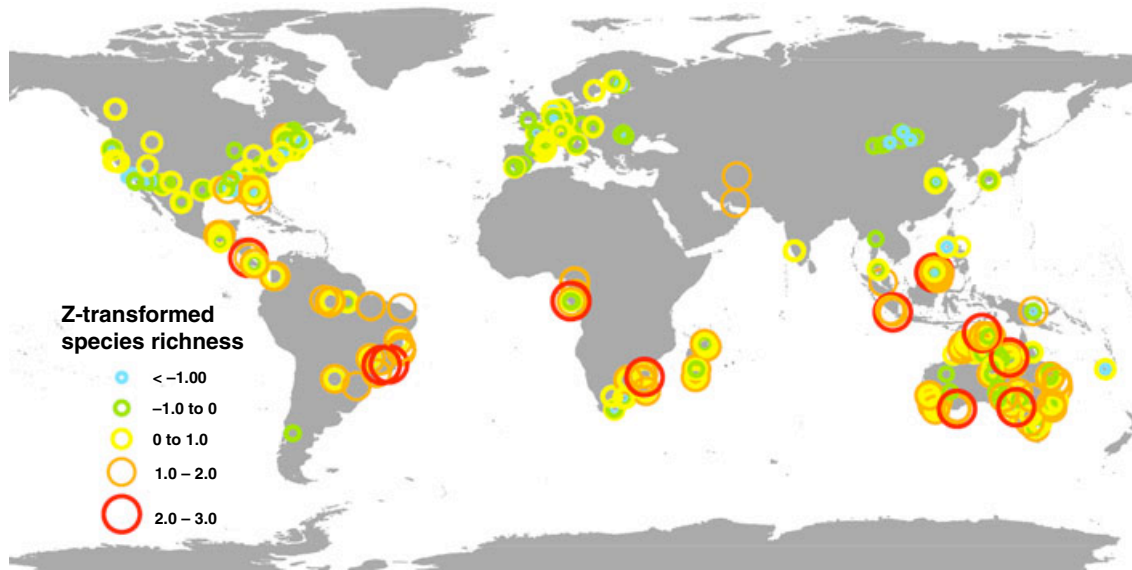
dependent variable, and era (contemporary vs. Eocene), hemisphere and their interaction were the independent variables. Although the ideal approach would be to include some measure of climate change through time at each of our sites in our GLM models, present data do not permit such an analysis, nor are they ever likely to. Latitudes covered both by our database and Greenwood & Wing (1995) and considered in this study were 22°–45° in the southern hemisphere and 36°–51° in the northern hemisphere.

We did not use spatial regressions for two reasons. First, it remains difficult to interpret with certainty which models to use and how to interpret the coefficients generated by the models (Bini *et al.* in press). Second, such models work best for approximately gridded data, and the data analysed here are from clusters of sites within continents. Using standard spatial statistics for these data is difficult because of the huge distances between some sites that occur in different continents.

## RESULTS

### Global patterns

Species richness of ground-foraging ants per site varied from 0 to 184 species (Fig. 1). Ant species richness decreased with increasing latitude in both the northern hemisphere ( $R^2 = 0.35$ ,  $P < 0.0001$ , Estimate = -0.04) and the southern hemisphere, though only very weakly in the latter ( $R^2 = 0.09$ ,  $P < 0.0001$ , Estimate = 0.02; Figs 1 and 2c). Dunn *et al.* (in press) found similar patterns when they examined generic data compiled at the regional grain for different political regions (reproduced in Fig. 2d). Temperature and precipitation were both greater in the southern than in northern hemisphere for the same latitude across the sampled sites (Fig. 2a). Temperature range showed a more complex pattern of variation with latitude (Fig. 2b).



**Figure 1** Species richness of sites considered in this study. Warmer colours and larger circles are more diverse. Each point indicates one site. Sites are divided into richness quintiles.

## The models

### *Model 1: Climatic correlates*

Ant species richness was positively correlated with temperature, and negatively correlated with precipitation and temperature range (Table 1). In all models, ant species richness increased with sample number and was higher for samples from leaf-litter than from pitfall traps, as has also been found in local comparisons of the two methods (Fisher 1996). Together, climate and sampling differences among sites accounted for 49% of variation in ant species richness.

### *Model 2: Climatic correlates + hemisphere*

Hemisphere accounted for an additional 3% variation left unexplained by mean annual temperature, precipitation and temperature range, with the southern hemisphere being more diverse than the northern hemisphere overall (Table 1; Fig. 3a). AIC values were lower for the model that included both climatic correlates and hemisphere than for the model that did not include hemisphere as a factor.

### *Model 3: Climatic correlates + hemisphere + Australia*

When the southern hemisphere was divided into two regions, Australia and elsewhere (Africa + South America), results were similar to those when southern hemisphere regions were pooled. Both southern hemisphere regions (Australia and non-Australia) were more diverse than the northern hemisphere. AIC values for the model that divided the southern hemisphere into Australian and non-Australian sites were slightly lower than for the model in which the

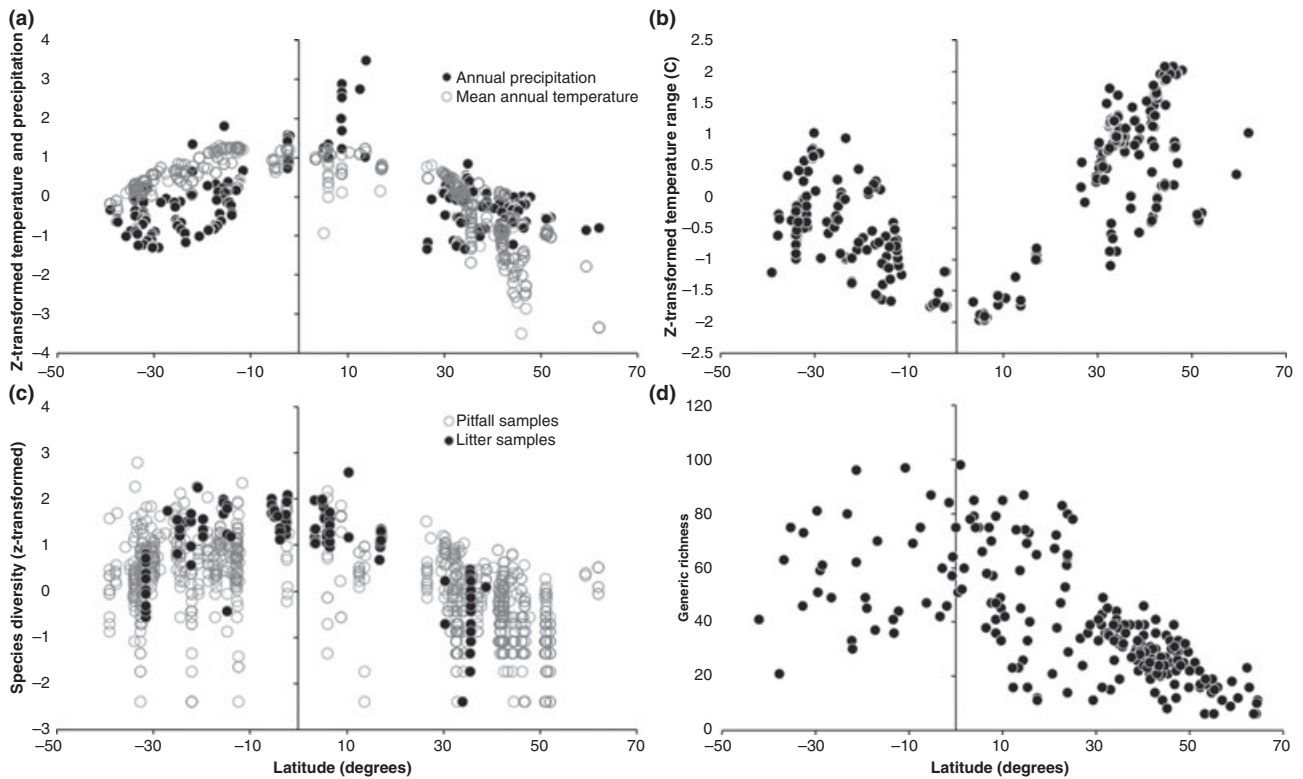
world was divided simply into the northern and southern hemisphere. However, treating Australia separately accounted for no additional variation in ant species richness (Table 1).

### *Model 4: Climatic correlates + glacial history*

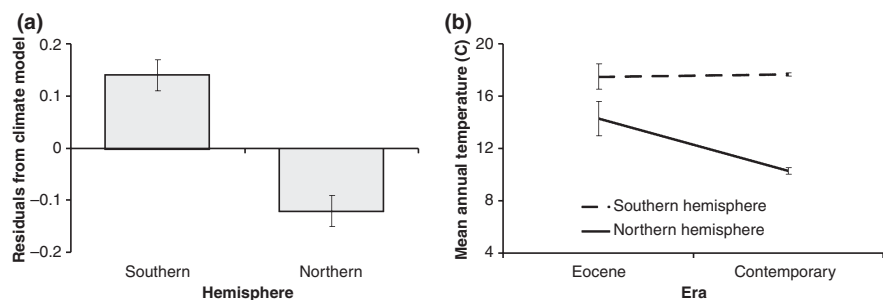
The glacial history of sites (whether or not they had been glaciated during the most recent glacial maximum) explained no more variation than did a model that included only contemporary climate and had a higher AIC score (Table 1).

### *Contemporary and Eocene temperatures*

If hemispheric asymmetries in diversity were explained in part by hemispheric asymmetries in climate change since the Eocene (when much of ant diversification occurred), the southern hemisphere needs to have experienced less net change in climate since the Eocene than has the northern hemisphere. For the sites considered, the difference between Eocene and contemporary temperatures is much more pronounced in the northern than in the southern hemisphere (Fig. 3b). In our model (with hemisphere, era and their interaction as independent variables), era ( $P = 0.019$ ), hemisphere ( $P < 0.0001$ ) and their interaction ( $P = 0.009$ ) were all significantly associated with mean annual temperature (whole model;  $R^2 = 0.51$ ,  $SS = 302.7$ ). The decrease in temperature (from Eocene to today) was greater in the northern than in the southern hemisphere, as would be expected if climate-change-induced extinctions were responsible for the differences in diversity between the two hemispheres.



**Figure 2** Annual precipitation and mean annual temperature (a), temperature range (b), local species richness of ants (c) and regional richness of ant genera (d) as a function of latitude. Patterns of generic richness are plotted for comparison. Generic richness estimates are modified from Dunn *et al.* (in press) and are derived from species and genus lists from countries and smaller political regions. They are presented for comparison only. Negative latitudes indicate the southern hemisphere.



**Figure 3** Residuals of model 1 (climate variables only) plotted by hemisphere for all data (a) and average, mean annual temperature for the southern and northern hemispheres on the basis of the contemporary and Eocene data (b). Bars = standard error of the mean.

**DISCUSSION**

Although the latitudinal gradient in species richness is among the best-known and most-studied patterns in ecology, large-scale comparisons of local communities remain scarce (Willig *et al.* 2003; Hillebrand 2004). For ground-foraging ants, we found that there is a latitudinal gradient in local species richness for the globe as a whole. That latitudinal gradient is not, however, symmetrical about the equator. We found higher species richness in

the southern compared with northern hemisphere, and the latitudinal gradient was far weaker in the southern hemisphere.

Contemporary climate, together with one measure of sampling effort, accounts statistically for approximately half of the variation in the number of ant species in local communities. Hemispherical asymmetry in species richness could therefore be due simply to hemispheric differences in contemporary climate. Yet, even when we removed the effects of contemporary climate and sampling effort on local

ant species richness, local ant species richness was still higher in the southern hemisphere than the northern hemisphere.

If species richness is primarily influenced by recent or contemporary climate then higher ant species richness should be expected in the southern hemisphere, depending on the relative importance of different environmental variables. Temperature and precipitation, for example, are both higher in the southern hemisphere as is within-year temperature range. Our environmental model (in which hemisphere was excluded as a variable) predicted higher species richness in the southern hemisphere, largely as a consequence of the higher temperatures of the southern hemisphere for a given latitude. Ants are typically thermophilic and so the hemispheric asymmetry in temperature should lead to hemispheric asymmetry in species richness. Temperature likely influences ant diversity in a number of ways. Low minimum temperatures may influence rates of ant mortality and ultimately extinction rates. High maximum and mean temperatures may allow ants to forage more and harvest more energy and, in doing so, reduce extinction rates (Sanders *et al.* 2007). Although contemporary temperature and other climate variables could not have driven historic patterns of ant diversification, species ranges may have shifted so that the current patterns integrate the historical effects of temperature on diversification.

We expected *a priori* that the relationship between temperature and species richness would be positive in both the northern and southern hemispheres – an expectation supported by our findings. Indeed our environmental model (in which hemisphere was excluded as a variable) predicted higher species richness in the southern hemisphere, largely as a consequence of the higher temperatures of the southern hemisphere for a given latitude. This finding reconciles well with the observation that for a given latitude, northern hemisphere lineages of a range of insect taxa are more likely to have adaptations for avoiding long periods of cold, whereas southern hemisphere species are more likely to have adaptations for tolerating short periods of cold (Chown *et al.* 2004; Sinclair & Chown 2005). In essence, Darwin's model in which the higher diversity of the southern hemisphere was associated with its more favourable climate (Darwin 1845) was supported by our results.

Just which climate variables were correlated with richness and the direction of that correlation, however, differed for ants relative to other, better-studied taxa. In particular, precipitation was negatively (albeit weakly) correlated with ant richness. A negative relationship between species richness and precipitation is uncommon in studies of species richness, particularly in the southern hemisphere, where it is thought that water is the most limiting climatic variable (Hawkins *et al.* 2003). In contrast to birds (Davies

*et al.* 2007), amphibians (Buckley & Jetz 2007) or plants (Kreft & Jetz 2007), species richness of ground-foraging ants is relatively higher in the dry, hot regions of the world. What allows ants to be diverse where even other thermophilic taxa are not is an important, but unresolved, question.

It may be that overall species richness of ants (ground foraging and arboreal) is positively correlated with precipitation. For example, in Australia canopy, ant species richness is highest in the wettest habitats (Majer *et al.* 2001), where ground-foraging ant species richness is quite low (Shattuck 1999). The same could be true elsewhere, but Australia is the only region where the correlates of canopy ant diversity have been considered. Interestingly, one of the observations that initially led Darwin to notice the hemispheric asymmetry was the greater prevalence and diversity of canopy plants in the southern than in the northern hemisphere for a given latitude (Darwin 1845). Whether the same might be true of ants and other canopy insects deserves study. Similarly, while our data on ground-foraging ant communities are extensive, regions remain poorly sampled, including much of Africa and northern Asia. Samples from such areas would be very useful in better understanding the correlates and even the causes of patterns in ant diversity.

Even when we removed the effects of contemporary climate and sampling effort on local ant species richness, local ant species richness was still higher in the southern hemisphere than the northern hemisphere. Such differences were echoed in other comparisons of sites across regions. For example, the richness of local litter-ant diversity in forests has been found to be lower in North America than in South America once temperature was accounted for (Kaspari *et al.* 2004).

Several explanations have been proposed that might account for higher local ant species richness in the southern hemisphere independent of differences in temperature, precipitation and temperature range. It has been suggested that local tree species richness is higher in the southern hemisphere in part due to higher tree density in the southern hemisphere (Burns 2007). Similarly, ant density might also help explain ant species richness as ant density and species richness are well correlated at a variety of sampling grains (Kaspari *et al.* 2003; Sanders *et al.* 2007). However, such a relationship begs the question of why ant, or tree, density might be higher in the southern hemisphere. Alternatively, other climatic or abiotic factors (including features such as soil nutrient concentrations; McGlynn *et al.* 2007) not considered could generate asymmetry in local ant richness if those conditions differ systematically between hemispheres. Yet our analysis included the three key variables (temperature, precipitation and temperature range) associated with hemispheric differences in species richness (Chown *et al.* 2004) and consistently correlated with ant

species richness in many studies (Kaspari *et al.* 2000, 2003; Sanders *et al.* 2007).

Perhaps the most interesting possibility is that differences between the southern and northern hemispheres are due to differences between recent climate histories (e.g. glaciations, differences between climates at the time of ant diversification and contemporary climates, or regional idiosyncrasies). Glacial cycles have had a much stronger influence in the northern hemisphere than in the southern hemisphere. For northern hemisphere trees (Montoya *et al.* 2007) and amphibians and reptiles (Araujo *et al.* 2008), recent studies have linked contemporary patterns of species richness to the time since sites were glaciated. In contrast, contemporary climate accounts for most of the variation in species richness of more vagile taxa such as birds and mammals (Hawkins & Porter 2003), as might be expected if these more vagile taxa are in better equilibrium with the current environment. Given that many ant lineages are likely to have poor dispersal abilities (Peeters & Ito 2001), it seems conceivable that glacial history or more generally, the severity of climatic cycles could account for some of the hemispheric asymmetry in ant species richness. However, whether or not a site was glaciated did not help explain its contemporary local ant diversity. Similarly, including another regional effect, whether or not a site was in Australia, as a variable did not explain additional variation in species richness, despite the unique geological history of Australia. Although other regions in the southern hemisphere might have histories as unique as Australia's, the extremely high local ant diversity (Morton & Davidson 1988; Andersen 2007) has long been highlighted and represented a useful *a priori* hypothesis to test.

Alternatively, species richness might be influenced by the stability of climates in different regions, particularly between the Eocene, when ant diversification was apparently most rapid (Brady *et al.* 2006; Moreau *et al.* 2006), and the present day. In comparing Eocene climate data (Greenwood & Wing 1995) to the temperature data from the sites in our database, we found that temperatures have declined in the northern hemisphere much more than in the southern hemisphere since the Eocene. These results are reconcilable with the idea that the stability of the southern hemisphere sites has contributed to their greater diversity.

When we re-plotted ant generic diversity (number of genera) from a recent study (Dunn *et al.* in press), where the sampling grain was political regions, generic diversity showed latitudinal asymmetries similar to those for local richness (if anything, more pronounced; Fig. 2d), suggesting the asymmetry dates at least to the time of the radiation of ant genera. Because most of the new cladogenesis that occurred during the Eocene was in clades now regarded as genera, we might expect ant generic diversity to show the effects of historical climate more strongly than does ant

species diversity. However, generic and species diversity of ants are often well correlated in space (e.g. Dunn *et al.* in press, but see Andersen 1995), such that the effect of Eocene temperatures on radiation might influence diversity patterns at both taxonomic levels. For climatic stability (or lack thereof) to have contributed to the hemispheric asymmetry, the difference between contemporary and Eocene temperatures would need to be greater in the northern hemisphere than in the southern hemisphere.

To date, fossil data, although incomplete, also appear to indicate more extinctions from the northern than the southern hemisphere for ants. Many ant lineages once found in northern hemisphere forests and grasslands are now restricted to the tropical reaches of the northern hemisphere (*Pseudomyrmex* and *Tetraponera*), or are extinct entirely from the northern hemisphere (Myrmeciinae; Archibald & Greenwood 2005). *Anonychomyrma* is known from Eocene Baltic and Belarus amber, but is now found only in Australia, Indonesia and Papua New Guinea. *Podomyrma* is known from Sicilian amber, but is now restricted to Australia and Papua New Guinea, including the coolest regions of Australia (Shattuck 1999). *Pseudolasius* is known from the Baltic Amber (Wheeler 1915), but is now found only in the tropics of the southern hemisphere. We are unable to find any counter examples of genera known from fossils in the southern hemisphere but now restricted to the northern hemisphere (indeed, comparatively few ant lineages are restricted to the northern hemisphere).

In conclusion, our results highlight the strong correlation between contemporary climate and the number of species co-occurring in a local community. To a greater extent than for other taxa that have been studied to date, ground-foraging ants are diverse in hot, dry habitats, leading to a hemispheric asymmetry in their patterns of local richness. However, the southern hemisphere remains more diverse than the northern hemisphere even after contemporary climate is controlled for, and this can be accounted for by greater climatic stability, and therefore fewer extinctions, in the south compared with the north. In sum, although contemporary climate is often invoked as a primary driver of broad-scale patterns of diversity, our results suggest that historical climate and, in particular, changes in climate can no longer be overlooked.

#### ACKNOWLEDGEMENTS

This work was supported by a DOE-NICCR grant to RR Dunn and NJ Sanders and, in addition, a DOE-PER grant DE-FG02-08ER64510 to RR Dunn, NJ Sanders, AE Ellison and NJ Gotelli. Original data collection at respective field sites was sponsored by diverse funding agencies from many different countries. JTL was supported by the

National Science Foundation grant DEB-0640015 during the writing of this manuscript.

## REFERENCES

- Andersen, A.N. (1995). Measuring more of biodiversity: genus richness as a surrogate for species richness in Australian ant communities. *Biol. Conserv.*, 73, 39–43.
- Andersen, A.N. (2007). Ant diversity in arid Australia: a systematic overview. In: *Advances in Ant Systematics (Hymenoptera: Formicidae): Homage to E. O. Wilson – 50 Years of Contributions* (eds Snelling, R.R., Fisher, B.L. & Ward, P.S.). Memoirs of the American Entomological Institute. American Entomological Institute, Gainesville, FL, pp. 19–51.
- Araujo, M.B., Nogueira-Bravo, D., Diniz-Filho, J.A.F., Haywood, A.M., Valdes, P.J. & Rahbek, C. (2008). Quaternary climate changes explain diversity among reptiles and amphibians. *Ecography*, 31, 8–15.
- Archibald, S.B. & Greenwood, D.R. (2005). The Okanagan Highlands: Eocene biota, environments, and geological setting, southern British Columbia, Canada and northeastern Washington, USA. *Can. J. Earth Sci.*, 42, 111–114.
- Bini, L.M., Diniz-Filho, J.A., Rangel, T.F.L.V.B., Akre, S.B., Albaladejo, R.G., Albuquerque, F.S., Aparicio, A., Araújo, M.B., Baselga, A., Beck, J., Bellocq, M.I., Böhning-Gaese, K., Borges, P.A.V., Castro-Parga, I., Chey, V.K., Chown, S.B., De Marco, P., Dobkin, D.S., Ferrer-Castán, D., Field, R., Filloy, J., Fleishman, E., Gómez, J.F., Hortal, J., Iverson, J.B., Kerr, J.T., Kissling, W.D., Kitching, I.J., León-Cortés, J.L., Lobo, J.M., Montoya, D., Morales-Castillo, I., Moreno, J.C., Oberdorff, T., Olalla-Tárraga, M.Á., Pausas, J.G., Qian, H., Rahbek, C., Rodríguez, M.Á., Rueda, M., Ruggiero, A., Sackmann, P., Sanders, N.J., Terrible, L.C., Vetaas, O.R. & Hawkins, B.A. (2009). Parameter estimation in geographical ecology: an empirical evaluation of spatial and non-spatial regression. *Ecography*. 32: In press. doi: 10.1111/j.1600-0587.2009.05717.x.
- Blackburn, T.M. & Gaston, K.J. (1996). Spatial patterns in the species richness of birds in the New World. *Ecography*, 19, 369–376.
- Brady, S.G., Schultz, T.R., Fisher, B.L. & Ward, P.S. (2006). Evaluating alternative hypotheses for the early evolution and diversification of ants. *Proc. Natl Acad. Sci. U.S.A.*, 103, 18172–18177.
- Brown, J.H., Gillooly, J.F., Allen, A.P., Savage, V.M. & West, G.B. (2004). Toward a metabolic theory of ecology. *Ecology*, 85, 1771–1789.
- Buckley, L.B. & Jetz, W. (2007). Environmental and historical constraints on global patterns of amphibian richness. *Proc. R. Soc. Lond., B, Biol. Sci.*, 274, 1167–1173.
- Burnham, K.P. & Andersen, D.R. (2002). *Model Selection and Multi-model Inference: A Practical-Theoretic Approach*. Springer-Verlag, New York, USA.
- Burns, K.C. (2007). Is tree diversity different in the southern hemisphere? *J. Veg. Sci.*, 18, 307–312.
- Chown, S.L., Sinclair, B.J., Leinaas, H.P. & Gaston, K.J. (2004). Hemispheric asymmetries in biodiversity – A serious matter for ecology. *PLoS Biol.*, 2, 1701–1707.
- Currie, D.J., Mittelbach, G.G., Cornell, H.V., Field, R., Guegan, J.F., Hawkins, B.A. *et al.* (2004). Predictions and tests of climate-based hypotheses of broad-scale variation in taxonomic richness. *Ecol. Lett.*, 7, 1121–1134.
- Darwin, C.R. (1845). *Journal of Researches into the Natural History and Geology of the Countries Visited during the Voyage of H.M.S. Beagle Round the World*, 2nd edn. John Murray, London.
- Davies, R.G., Orme, C.D.L., Storch, D., Olson, V.A., Thomas, G.H., Ross, S.G. *et al.* (2007). Topography, energy and the global distribution of bird species richness. *Proc. R. Soc. Lond., B, Biol. Sci.*, 274, 1189–1197.
- Dunn, R.R., Sanders, N.J., Fitzpatrick, M.C., Laurent, E., Lessard, J.-P., Agosti, D. *et al.* (2007). Global ant (Hymenoptera: Formicidae) biodiversity and biogeography – a new database and its possibilities. *Myrmecol. News*, 10, 77–83.
- Dunn, R.R. (2008). *The trouble with biodiversity*. Seed Magazine, October, [http://seedmagazine.com/news/2008/10/the\\_trouble\\_with\\_biodiversity.php](http://seedmagazine.com/news/2008/10/the_trouble_with_biodiversity.php)
- Dunn, R.R., Guenard, B., Weiser, M.D. & Sanders, N.J. (2009). Geographic gradients. In: *Ant Ecology* (eds Lach, L., Parr, C. & Abbott, K.). Oxford University Press, Oxford, UK.
- Eggleton, P., Williams, P.H. & Gaston, K.J. (1994). Explaining global termite diversity – productivity or history. *Biodivers. Conserv.*, 3, 318–330.
- Ehlers, J. & Gibbard, P. (2004). *Quaternary Glaciations – Extent and Chronology*. Elsevier, Boston, USA.
- Environmental Systems Research Institute, Inc. (2006). *ArcMap Version 9.2*. ESRI, Redlands, CA.
- Fisher, B.L. (1996). Ant diversity patterns along an elevational gradient in the Reserve Naturelle Integrale d'Andringitra, Madagascar. *Fieldiana Zool.*, 85, 93–108.
- Gaston, K.J. (1996). Biodiversity – latitudinal gradients. *Prog. Phys. Geogr.*, 20, 466–476.
- Gaston, K.J., Williams, P.H., Eggleton, P. & Humphries, C.J. (1995). Large scale patterns of biodiversity: spatial variation in family richness. *Proc. R. Acad. Lond., B, Biol. Sci.*, 260, 149–154.
- Gentry, A.H. (1988). Changes in plant community diversity and floristic composition on environmental and geographical gradients. *Ann. Mo. Bot. Gard.*, 75, 1.
- Greenwood, D.R. & Wing, S.L. (1995). Eocene continental climates and latitudinal temperature-gradients. *Geology*, 23, 1044–1048.
- Hawkins, B.A. & Porter, E.E. (2003). Relative influences of current and historical factors on mammal and bird diversity patterns in deglaciated North America. *Glob. Ecol. Biogeogr.*, 12, 475–481.
- Hawkins, B.A., Field, R., Cornell, H.V., Currie, D.J., Guegan, J.F., Kaufman, D.M. *et al.* (2003). Energy, water, and broad-scale geographic patterns of species richness. *Ecology*, 84, 3105–3117.
- Hawkins, B.A., Diniz, J.A.F., Bini, L.M., Araujo, M.B., Field, R., Hortal, J. *et al.* (2007). Metabolic theory and diversity gradients: where do we go from here? *Ecology*, 88, 1898–1902.
- Hijmans, R.J., Cameron, S. & Parra, J. (2004). *WorldClim, Version 1.2. A Square Kilometer Resolution Database of Global Terrestrial Surface Climate*. Available at: <http://biogeo.berkeley.edu/>
- Hillebrand, H. (2004). On the generality of the latitudinal diversity gradient. *Am. Nat.*, 163, 192–211.
- Hurlbert, A.H. (2004). Species-energy relationships and habitat complexity in bird communities. *Ecol. Lett.*, 7, 714–720.
- Jetz, W. & Rahbek, C. (2002). Geographic range size and determinants of avian species richness. *Science*, 297, 1548–1551.

- Kaspari, M., O'Donnell, S. & Kercher, J.R. (2000). Energy, density, and constraints to species richness: ant assemblages along a productivity gradient. *Am. Nat.*, 155, 280–293.
- Kaspari, M., Yuan, M. & Alonso, L. (2003). Spatial grain and the causes of regional diversity gradients in ants. *Am. Nat.*, 161, 459–477.
- Kaspari, M., Ward, P.S. & Yuan, M. (2004). Energy gradients and the geographic distribution of local ant diversity. *Oecologia*, 140, 407–413.
- Kreft, H. & Jetz, W. (2007). Global patterns and determinants of vascular plant diversity. *Proc. Natl Acad. Sci. U.S.A.*, 104, 5925–5930.
- Majer, J.D., Kitching, R.L., Heterick, B.E., Hurley, K. & Brennan, K.E.C. (2001). North-South patterns within arboreal ant assemblages from rain forests in Eastern Australia. *Biotropica*, 33, 643–661.
- McGlynn, T.P., Salinas, D.J., Dunn, R.R., Wood, T.E., Lawrence, D. & Clark, D.A. (2007). Phosphorus limits tropical rain forest litter fauna. *Biotropica*, 39, 50–53.
- Mittelbach, G.G., Schemske, D.W., Cornell, H.V., Allen, A.P., Brown, J.M., Bush, M.B. *et al.* (2007). Evolution and the latitudinal diversity gradient: speciation, extinction and biogeography. *Ecol. Lett.*, 10, 315–331.
- Montoya, D., Rodriguez, M.A., Zavala, M.A. & Hawkins, B.A. (2007). Contemporary richness of holarctic trees and the historical pattern of glacial retreat. *Ecography*, 30, 173–182.
- Moreau, C.S., Bell, C.D., Vila, R., Archibald, S.B. & Pierce, N.E. (2006). Phylogeny of the ants: diversification in the age of angiosperms. *Science*, 312, 101–104.
- Morton, S.R. & Davidson, D.W. (1988). Comparative structure of harvester ant communities in arid Australia and North America. *Ecol. Monogr.*, 58, 19–38.
- Pautasso, M. & Gaston, K.J. (2005). Resources and global avian assemblage structure in forests. *Ecol. Lett.*, 8, 282–289.
- Peeters, C. & Ito, F. (2001). Colony dispersal and the evolution of queen morphology in social Hymenoptera. *Annu. Rev. Entomol.*, 46, 601–630.
- Platnick, N.I. (1991). Patterns of biodiversity: tropical versus temperate. *J. Nat. Hist.*, 25, 1083.
- Qian, H., Ricklefs, R.E. & White, P.S. (2005). Beta diversity of angiosperms in temperate floras of eastern Asia and eastern North America. *Ecol. Lett.*, 8, 15–22.
- Rex, M.A., Stuart, C.T., Hessler, R.R., Allen, J.A., Sanders, H.L. & Wilson, G.D.F. (1993). Global-scale latitudinal patterns of species-diversity in the deep-sea benthos. *Nature*, 365, 636–639.
- Ricklefs, R.E., Qian, H. & White, P.S. (2004). The region effect on mesoscale plant species richness between eastern Asia and eastern North America. *Ecography*, 27, 129–136.
- Rodriguero, M.S. & Gorla, D.E. (2004). Latitudinal gradient in species richness of the New World Triatominae (Reduviidae). *Glob. Ecol. Biogeogr.*, 13, 75–84.
- Rohde, K. (1992). Latitudinal gradients in species diversity: the search for the primary cause. *Oikos*, 65, 514–527.
- Rohde, K. (1999). Latitudinal gradients in species diversity and Rapoport's rule revisited: a review of recent work and what can parasites teach us about the causes of the gradients? *Ecography*, 22, 593–613.
- Sanders, N.J., Lessard, J.P., Fitzpatrick, M.C. & Dunn, R.R. (2007). Temperature, but not productivity or geometry, predicts elevational diversity gradients in ants across spatial grains. *Glob. Ecol. Biogeogr.*, 16, 640–649.
- SAS. (2008). *JMP, Version 7*. SAS Institute Inc., Cary, NC.
- Shattuck, S.O. (1999). *Australian Ants: Their Biology and Identification*. CSIRO, Collingwood, Vic.
- Sinclair, B.J. & Chown, S.L. (2005). Climatic variability and hemispheric differences in insect cold tolerance: Support from southern Africa. *Funct. Ecol.*, 19, 214–221.
- Svenning, J.C. & Skov, F. (2005). The relative roles of environment and history as controls of tree species composition and richness in Europe. *J. Biogeogr.*, 32, 1019–1033.
- Ting, S., Hartley, S. & Burns, K.C. (2008). Global patterns in fruiting seasons. *Glob. Ecol. Biogeogr.*, 17, 648–657.
- Wheeler, W.M. (1915). The Ants of the Baltic Amber. *Schrift. Phys.-ökon. Ges. Königsberg*, 55, 1–142.
- Wilf, P., Labandeira, C.C., Johnson, K.R. & Cuneo, N.R. (2005). Richness of plant-insect associations in eocene patagonia: a legacy for south American biodiversity. *Proc. Natl Acad. Sci. U.S.A.*, 102, 8944–8948.
- Willig, M.R., Kaufman, D.M. & Stevens, R.D. (2003). Latitudinal gradients of biodiversity: pattern, process, scale, and synthesis. *Ann. Rev. Ecol. Evol. Syst.*, 34, 273–309.
- Woodward, F.I. (1987). *Climate and Plant Distribution*. Cambridge University Press, Cambridge.
- Zachos, J., Pagani, M., Sloan, L., Thomas, E. & Billups, K. (2001). Trends, rhythms, and aberrations in global climate 65 Ma to present. *Science*, 292, 686–693.

Editor, Vojtech Novotny

Manuscript received 12 December 2008

First decision made 13 January 2009

Manuscript accepted 29 January 2009